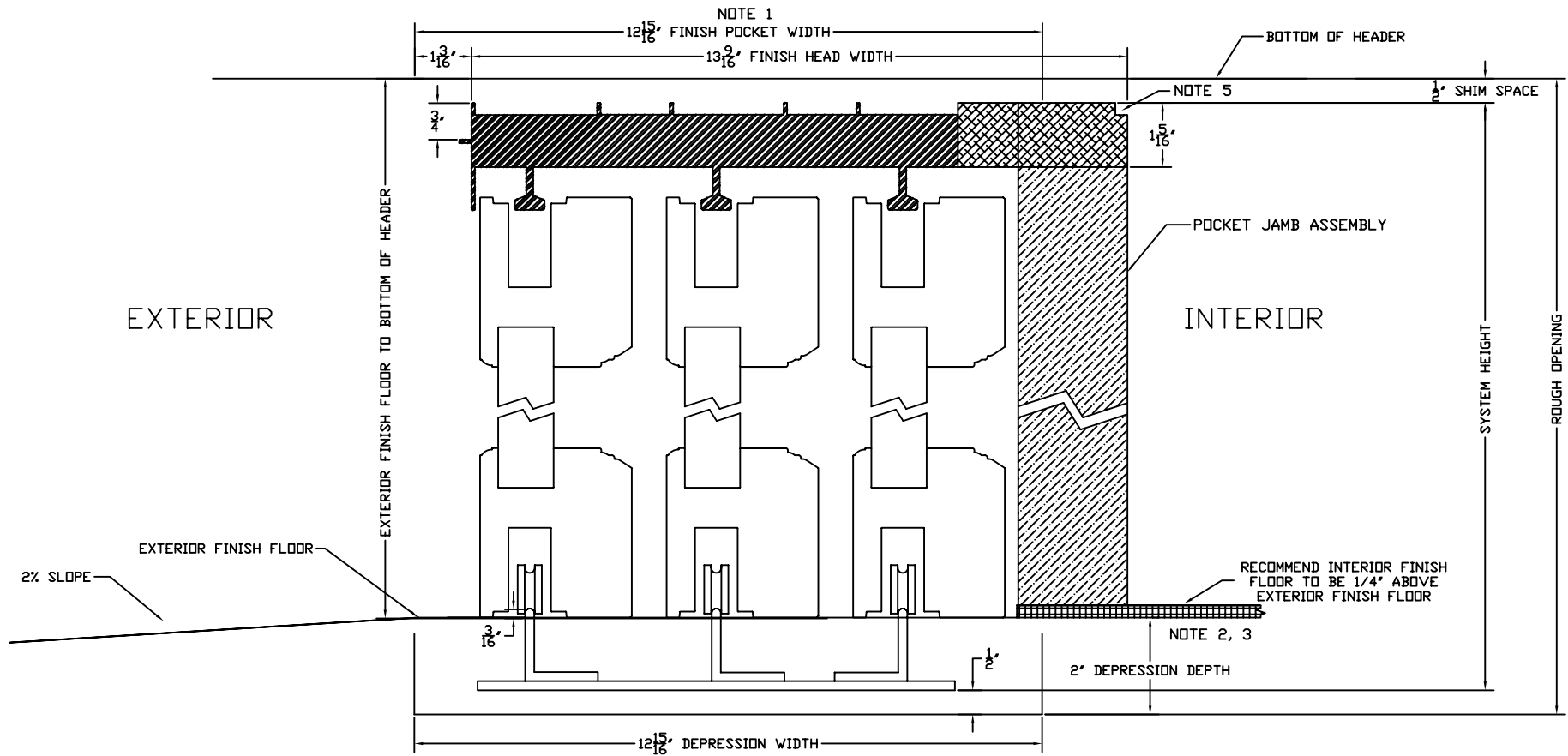






EXTERIOR ELEVATION

CUSTOMER APPROVAL BLOCK				<b>SLIDING VISIONS</b>		TITLE XXXP 1 1/2" TRACK		
<input type="checkbox"/> APPROVED <input type="checkbox"/> APPROVED AS NOTED <input type="checkbox"/> DISAPPROVED RESUBMIT						ARCHITECTURAL COLLECTION		
						DWN BY: AR	SCALE: NONE	REV.
						DATE: 02/13/07	DWG. NO. ALS-024	0
NO.	DATE	DESCRIPTION	BY	CHK. BY: CMP	APPD. BY: CMP	SHT. 1	OF 1	
SIGNED _____ DATE _____				*** All diagrams, drawings and other documents produced by Sliding Visions, Inc. are the sole property of Sliding Visions, Inc and under penalty of law, neither these documents nor the information they convey may be reproduced or transmitted to any third party without written consent.				



NOTES:

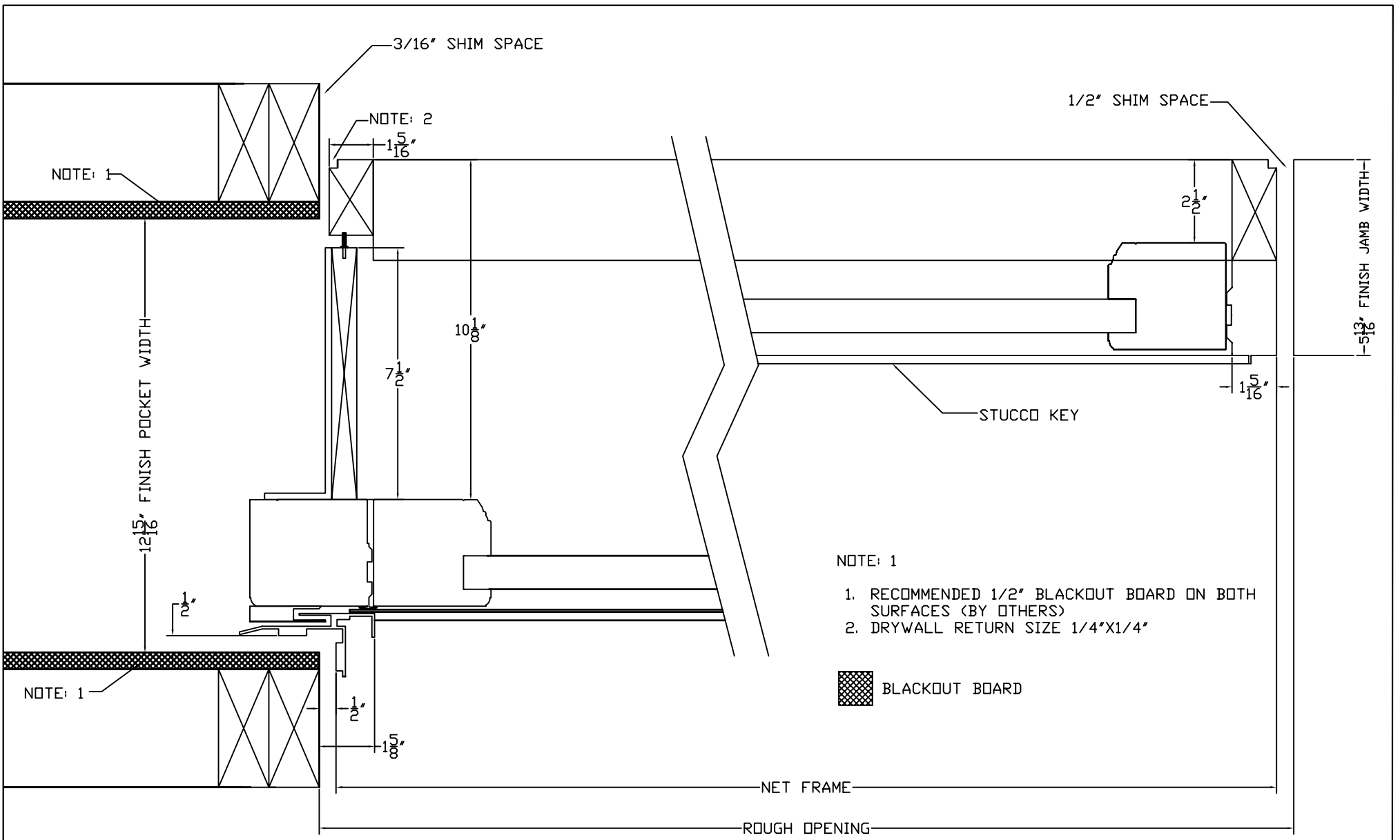
1. BLACKOUT BOARD ON BOTH INTERIOR SURFACES (BY CUSTOMER)
2. INCLUDES THICKNESS OF EXTERIOR FINISH FLOOR. FROM INTERIOR FINISH FLOOR ADD 1/4"
3. CUSTOMER IS REQUIRED TO DRY PACK TRACK DEPRESSION AFTER INSTALLATION BY DOOR CONTRACTOR
4. FINISH FLOOR BY OTHERS
5. DRYWALL RETURN SIZE 1/4"X1/4"
6. SEE SYSTEM ELEVATION DRAWING FOR ROUGH OPENING DIMENSIONS

	ALUMINUM		WOOD JAMB
	WOOD HEAD		INTERIOR FINISH

STANDARD DETAIL FOR INFORMATION ONLY

				<b>SLIDING VISIONS</b>			TITLE <b>PXXX 1 1/2" TRACK</b>			
		APPROVED FOR CONSTRUCTION				DWN BY: AR		SCALE: NONE		REV.
0						DATE: 10-16-06		DWG. NO. <b>OVLS-D-015</b>		0
NO.		DATE		DESCRIPTION		BY		CHK. BY:		
								APPD. BY:		

\*\*\* All diagrams, drawings and other documents produced by Sliding Visions, Inc. are the sole property of Sliding Visions, Inc and under penalty of law, neither these documents nor the information they convey may be reproduced or transmitted to any third party without written consent.



- NOTE: 1
1. RECOMMENDED 1/2" BLACKOUT BOARD ON BOTH SURFACES (BY OTHERS)
  2. DRYWALL RETURN SIZE 1/4"x1/4"

 BLACKOUT BOARD

STANDARD DETAIL FOR INFORMATION ONLY

				TITLE		
				PXXX POCKET DETAIL		
				DWN BY: AR	SCALE: NONE	REV.
0		APPROVED FOR CONSTRUCTION		DATE: 10-16-06	DWG. NO. OVLS-D-051	0
NO.	DATE	DESCRIPTION	BY	CHK. BY:	SHT. 1 OF 1	
				APPD. BY:		

\*\*\* All diagrams, drawings and other documents produced by Sliding Visions, Inc. are the sole property of Sliding Visions, Inc and under penalty of law, neither these documents nor the information they convey may be reproduced or transmitted to any third party without written consent.