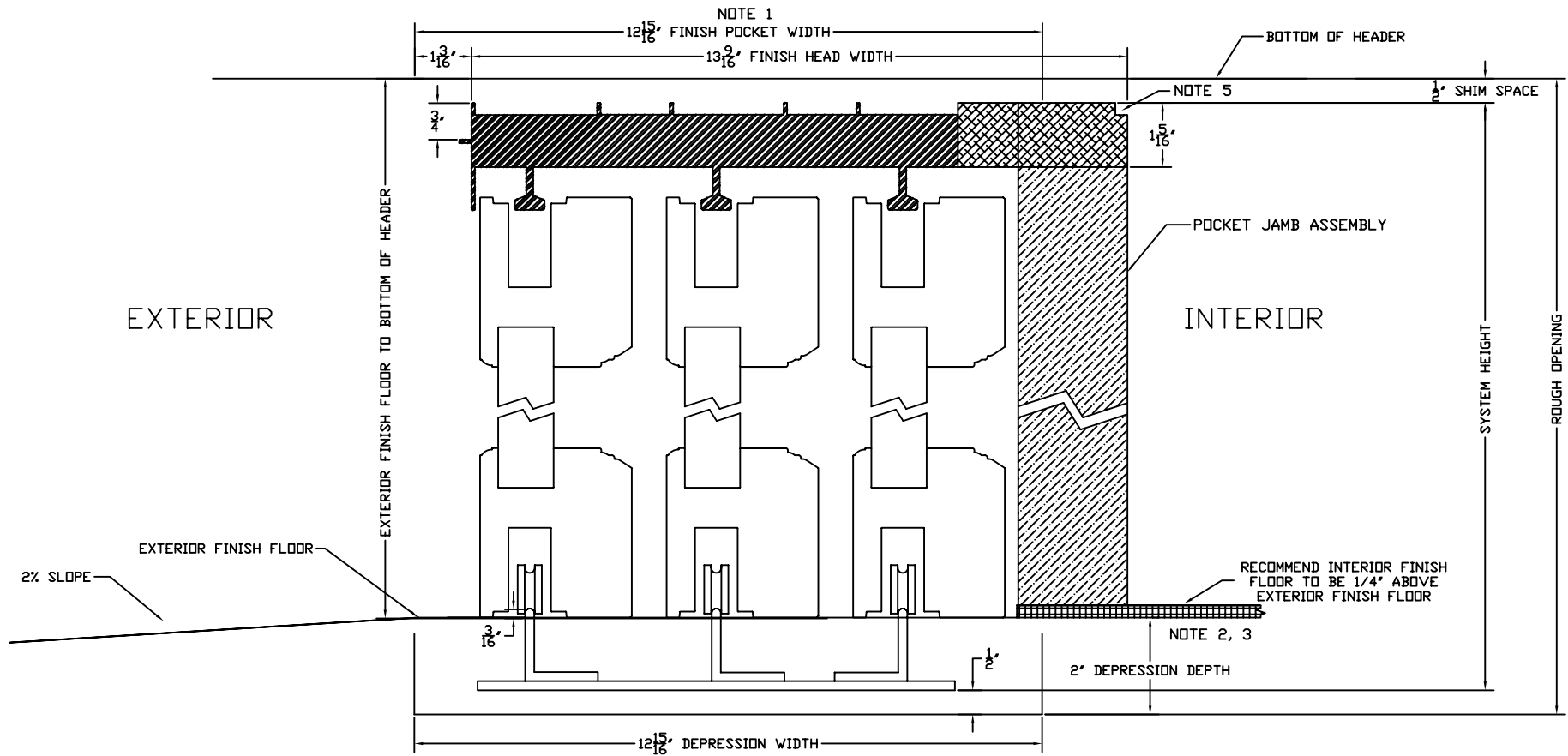






EXTERIOR ELEVATION

CUSTOMER APPROVAL BLOCK						TITLE XXXP 1 1/2" TRACK					
<input type="checkbox"/> APPROVED <input type="checkbox"/> APPROVED AS NOTED <input type="checkbox"/> DISAPPROVED RESUBMIT						ARCHITECTURAL COLLECTION					
0		10-06				APPROVED FOR CONSTRUCTION		DWN BY: AR		SCALE: NONE	REV.
NO.		DATE				DESCRIPTION		BY		DATE: 02/13/07	
SIGNED _____ DATE _____								CHK. BY: CMP		DWG. NO. ALS-022	
								APPD. BY: CMP		SHT. 1 OF 1	
<p>*** All diagrams, drawings and other documents produced by Sliding Visions, Inc. are the sole property of Sliding Visions, Inc and under penalty of law, neither these documents nor the information they convey may be reproduced or transmitted to any third party without written consent.</p>											



NOTES:

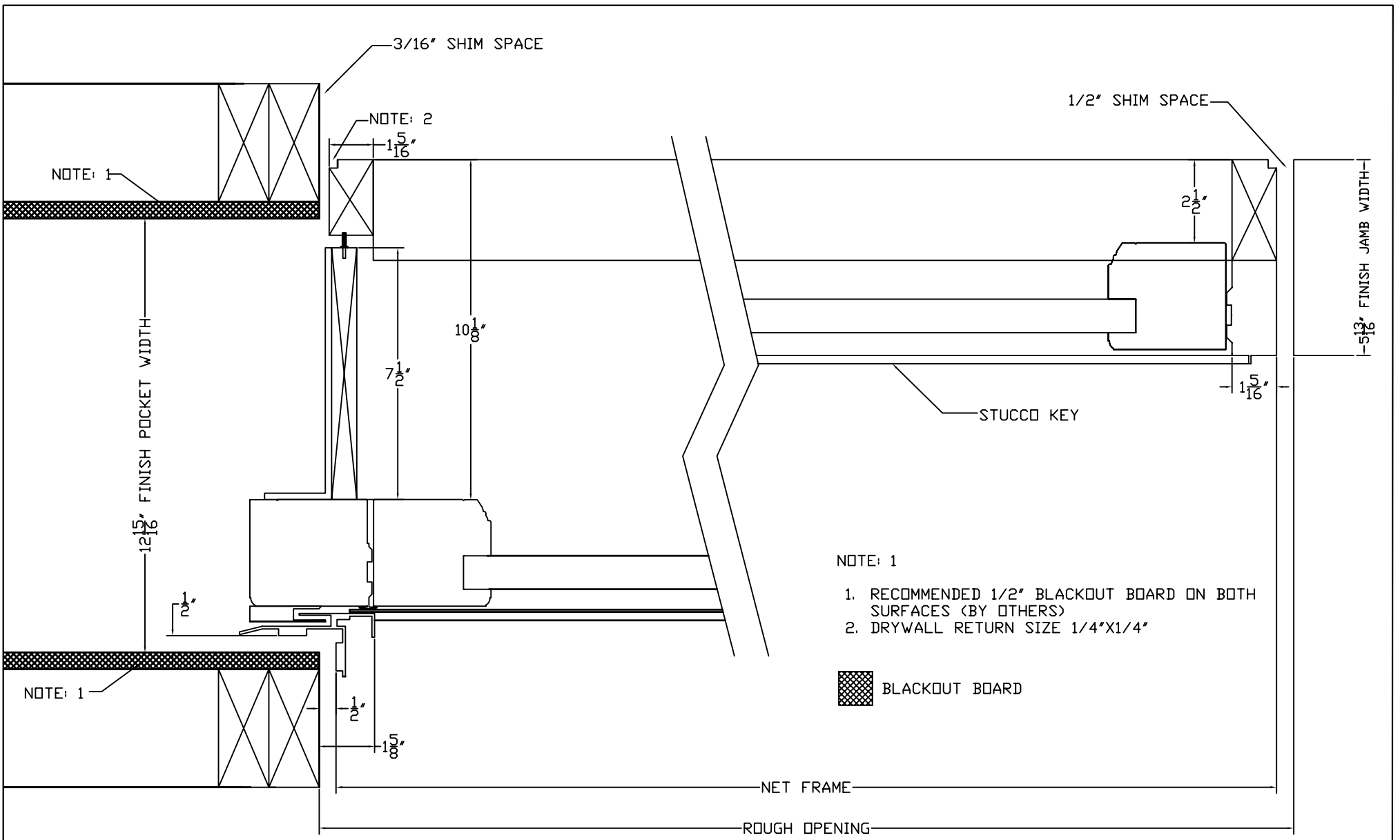
1. BLACKOUT BOARD ON BOTH INTERIOR SURFACES (BY CUSTOMER)
2. INCLUDES THICKNESS OF EXTERIOR FINISH FLOOR. FROM INTERIOR FINISH FLOOR ADD 1/4"
3. CUSTOMER IS REQUIRED TO DRY PACK TRACK DEPRESSION AFTER INSTALLATION BY DOOR CONTRACTOR
4. FINISH FLOOR BY OTHERS
5. DRYWALL RETURN SIZE 1/4"X1/4"
6. SEE SYSTEM ELEVATION DRAWING FOR ROUGH OPENING DIMENSIONS

	ALUMINUM		WOOD JAMB
	WOOD HEAD		INTERIOR FINISH

STANDARD DETAIL FOR INFORMATION ONLY

				SLIDING VISIONS			TITLE PXXX 1 1/2" TRACK			
		0		APPROVED FOR CONSTRUCTION		DWN BY: AR		SCALE: NONE		REV.
						DATE: 10-16-06		DWG. NO.		0
						CHK. BY:		OVLS-D-015		
						APPD. BY:		SHT. 1 OF 1		

*** All diagrams, drawings and other documents produced by Sliding Visions, Inc. are the sole property of Sliding Visions, Inc and under penalty of law, neither these documents nor the information they convey may be reproduced or transmitted to any third party without written consent.



- NOTE: 1
1. RECOMMENDED 1/2" BLACKOUT BOARD ON BOTH SURFACES (BY OTHERS)
 2. DRYWALL RETURN SIZE 1/4"x1/4"

 BLACKOUT BOARD

STANDARD DETAIL FOR INFORMATION ONLY

				TITLE		
				PXXX POCKET DETAIL		
				DWN BY: AR	SCALE: NONE	REV.
				DATE: 10-16-06	DWG. NO.	0
				CHK. BY:	OVLS-D-051	
				APPD. BY:	SHT. 1 OF 1	
NO.	DATE	DESCRIPTION	BY			
0		APPROVED FOR CONSTRUCTION				

SLIDING VISIONS

*** All diagrams, drawings and other documents produced by Sliding Visions, Inc. are the sole property of Sliding Visions, Inc and under penalty of law, neither these documents nor the information they convey may be reproduced or transmitted to any third party without written consent.