

EXTERIOR ELEVATION

CUSTOMER APPROVAL BLOCK

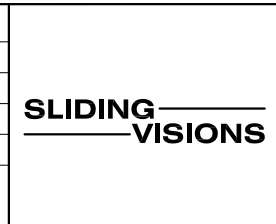
APPROVED

APPROVED AS NOTED

DISAPPROVED RESUBMIT

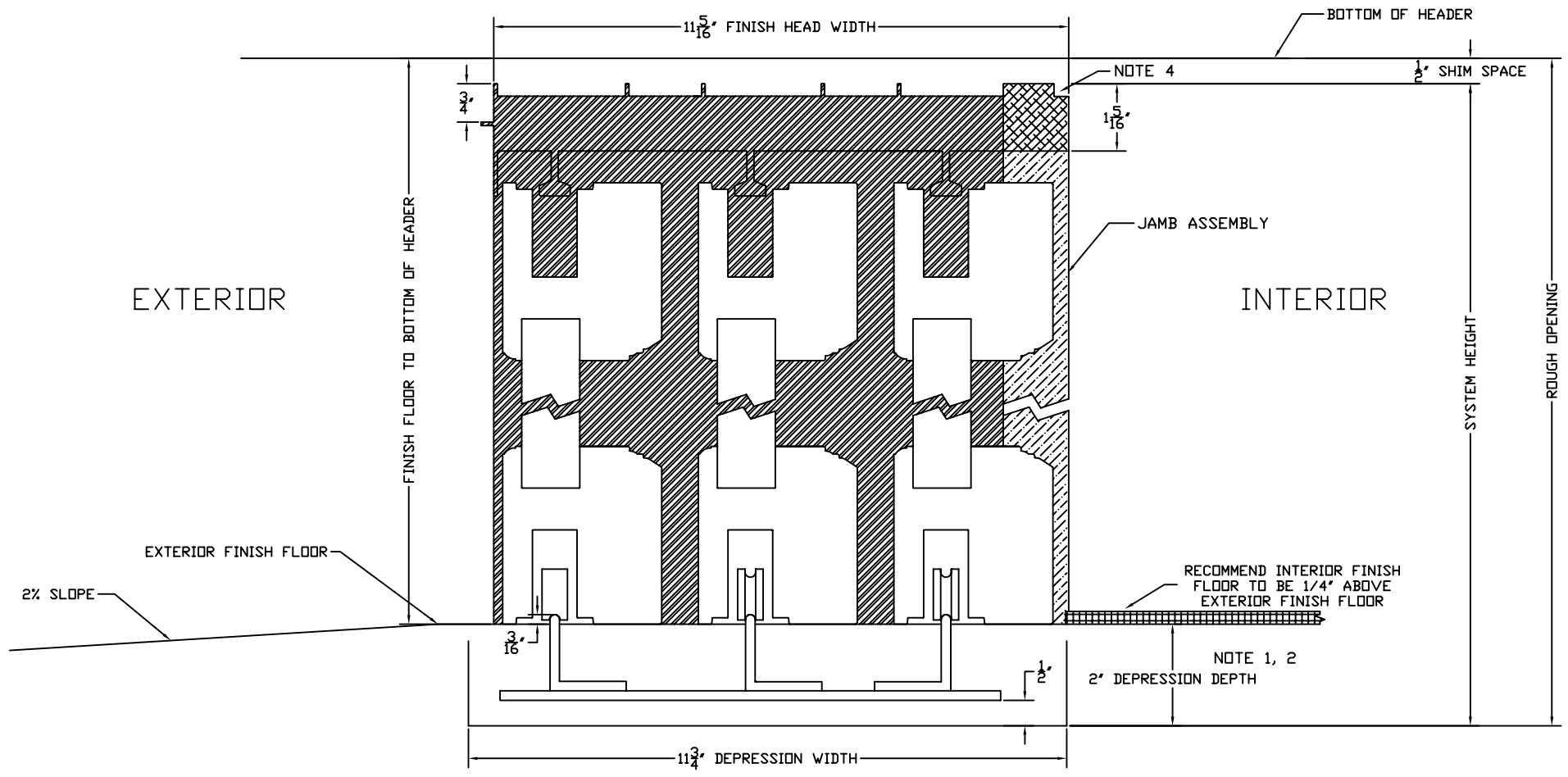
SIGNED \_\_\_\_\_ DATE \_\_\_\_\_

NO.	DATE	DESCRIPTION	BY
0	10-06	APPROVED FOR CONSTRUCTION	CMP







TITLE		
XXO 1 1/2" TRACK		
ARCHITECTURAL COLLECTION		
DWN BY: AR	SCALE: NONE	REV.
DATE: 02/13/07	DWG. NO.	0
CHK. BY: CMP	ALS-053	
APPD. BY: CMP	SHT. 1 OF 1	

\*\*\* All diagrams, drawings and other documents produced by Sliding Visions, Inc. are the sole property of Sliding Visions, Inc and under penalty of law, neither these documents nor the information they convey may be reproduced or transmitted to any third party without written consent.



**NOTES:**

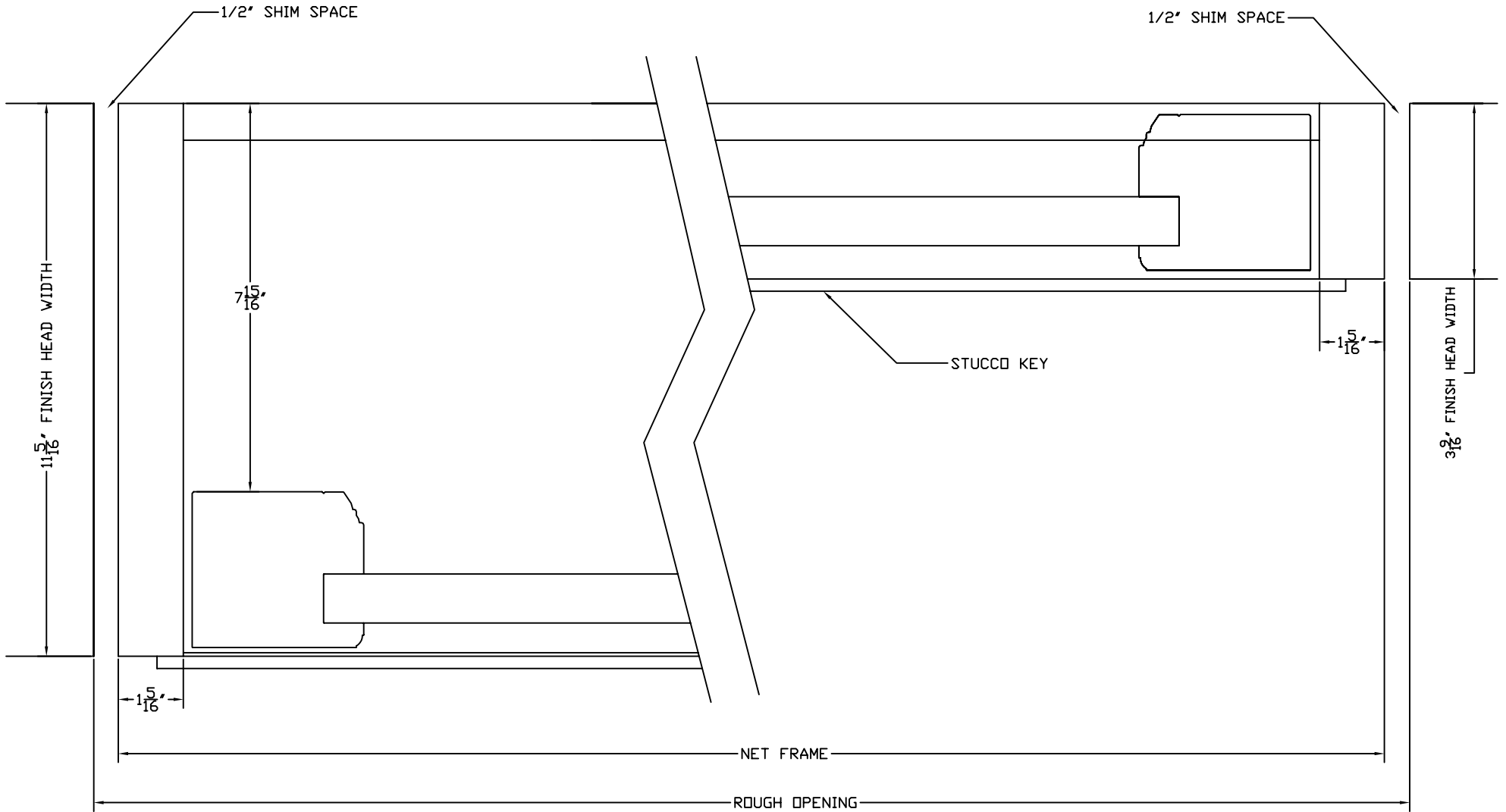
1. INCLUDES THICKNESS OF EXTERIOR FINISH FLOOR. FROM INTERIOR FINISH FLOOR ADD 1/4"
2. CUSTOMER IS REQUIRED TO DRY PACK TRACK DEPRESSION AFTER INSTALLATION BY DOOR CONTRACTOR
3. FINISH FLOOR BY OTHERS
4. DRYWALL RETURN SIZE 1/4"X1/4"
6. SEE SYSTEM ELEVATION DRAWING FOR ROUGH OPENING DIMENSIONS

	ALUMINUM		WOOD JAMB
	WOOD HEAD		INTERIOR FINISH

STANDARD DETAIL FOR INFORMATION ONLY

				<b>SLIDING VISIONS</b>	TITLE <b>□XX 1 1/2" TRACK</b>		
		DWN BY: AR			SCALE: NONE		REV.
0		10-06			DATE: 10-16-06		DWG. NO.
		APPROVED FOR CONSTRUCTION			CHK. BY: CMP		<b>OVLS-01-038</b>
		NO. DATE DESCRIPTION BY			APPD. BY: CMP		SHT. 1 OF 1

\*\*\* All diagrams, drawings and other documents produced by Sliding Visions, Inc. are the sole property of Sliding Visions, Inc and under penalty of law, neither these documents nor the information they convey may be reproduced or transmitted to any third party without written consent.



STANDARD DETAIL FOR  
INFORMATION ONLY

0		APPROVED FOR CONSTRUCTION	
NO.	DATE	DESCRIPTION	BY

**SLIDING  
VISIONS**

TITLE		
OXX JAMB DETAIL		
DWN BY: AR	SCALE: NONE	REV.
DATE: 10-16-06	DWG. NO. OVLS-D-056	0
CHK. BY:	SHT. 1 OF 1	
APPD. BY:		