

EXTERIOR ELEVATION

CUSTOMER APPROVAL BLOCK

APPROVED

APPROVED AS NOTED

DISAPPROVED RESUBMIT

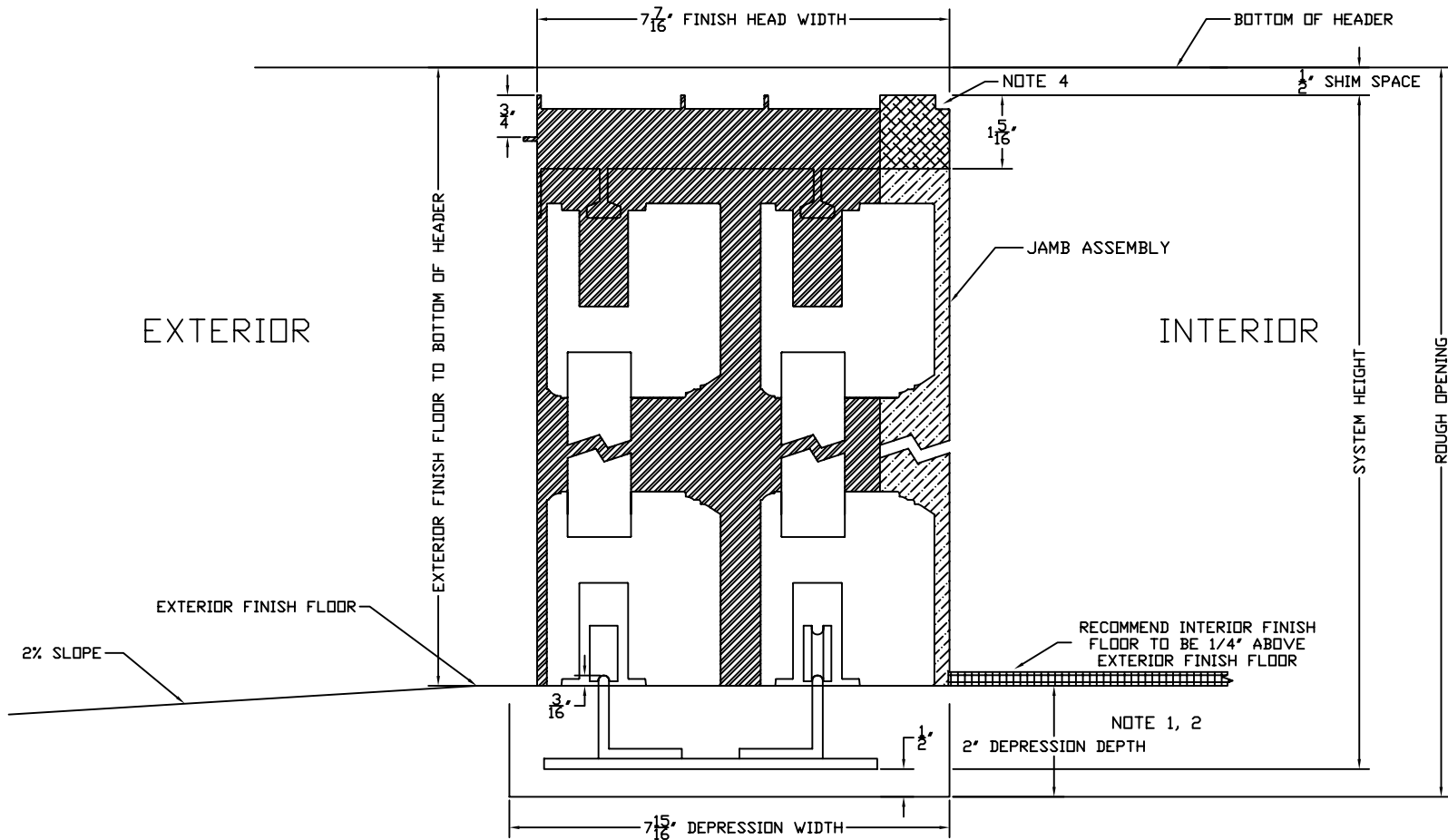
SIGNED \_\_\_\_\_ DATE \_\_\_\_\_

NO.	DATE	DESCRIPTION	BY
0	10-06	APPROVED FOR CONSTRUCTION	CMP

**SLIDING VISIONS**





TITLE			XD 1 1/2" TRACK		
ARCHITECTURAL COLLECTION					
DWN BY: AR	SCALE: NONE	REV.			
DATE: 02/13/07	DWG. NO.				
CHK. BY: CMP	ALS-056				
APPD. BY: CMP	SHT. 1	OF 1			

\*\*\* All diagrams, drawings and other documents produced by Sliding Visions, Inc. are the sole property of Sliding Visions, Inc and under penalty of law, neither these documents nor the information they convey may be reproduced or transmitted to any third party without written consent.



**NOTES:**

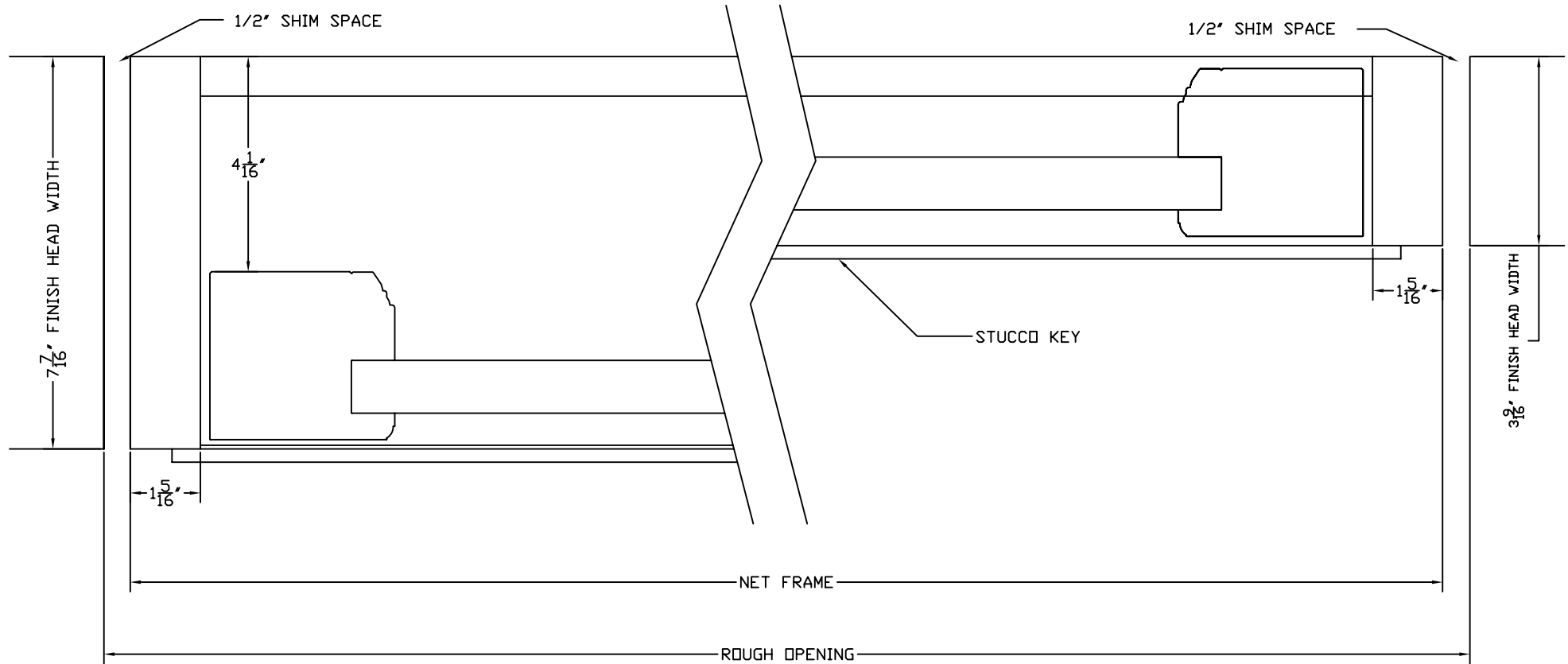
1. INCLUDES THICKNESS OF EXTERIOR FINISH FLOOR. FROM INTERIOR FINISH FLOOR ADD 1/4"
2. CUSTOMER IS REQUIRED TO DRY PACK TRACK DEPRESSION AFTER INSTALLATION BY DOOR CONTRACTOR
3. FINISH FLOOR BY OTHERS
4. DRYWALL RETURN SIZE 1/4"x1/4"
6. SEE SYSTEM ELEVATION DRAWING FOR ROUGH OPENING DIMENSIONS

	ALUMINUM		WOOD JAMB
	WOOD HEAD		INTERIOR FINISH

STANDARD DETAIL FOR INFORMATION ONLY

				<b>SLIDING VISIONS</b>		TITLE <b>OX 1 1/2" TRACK</b>		
						DWN BY: AR	SCALE: NONE	REV.
						DATE: 10-16-06	DWG. NO. <b>OVLS-D-037</b>	0
						CHK. BY: CMP	SHT. 1 OF 1	
NO.	DATE	DESCRIPTION	BY			APPD. BY: CMP		

\*\*\* All diagrams, drawings and other documents produced by Sliding Visions, Inc. are the sole property of Sliding Visions, Inc and under penalty of law, neither these documents nor the information they convey may be reproduced or transmitted to any third party without written consent.



STANDARD DETAIL FOR  
INFORMATION ONLY

NO.	DATE	DESCRIPTION	BY
0		APPROVED FOR CONSTRUCTION	

**SLIDING  
VISIONS**

TITLE		
OX JAMB DETAIL		
DWN BY: AR	SCALE: NONE	REV.
DATE: 10-16-06	DWG. NO. OVLS-D-055	0
CHK. BY:	SHT. 1 OF 1	
APPD. BY:		