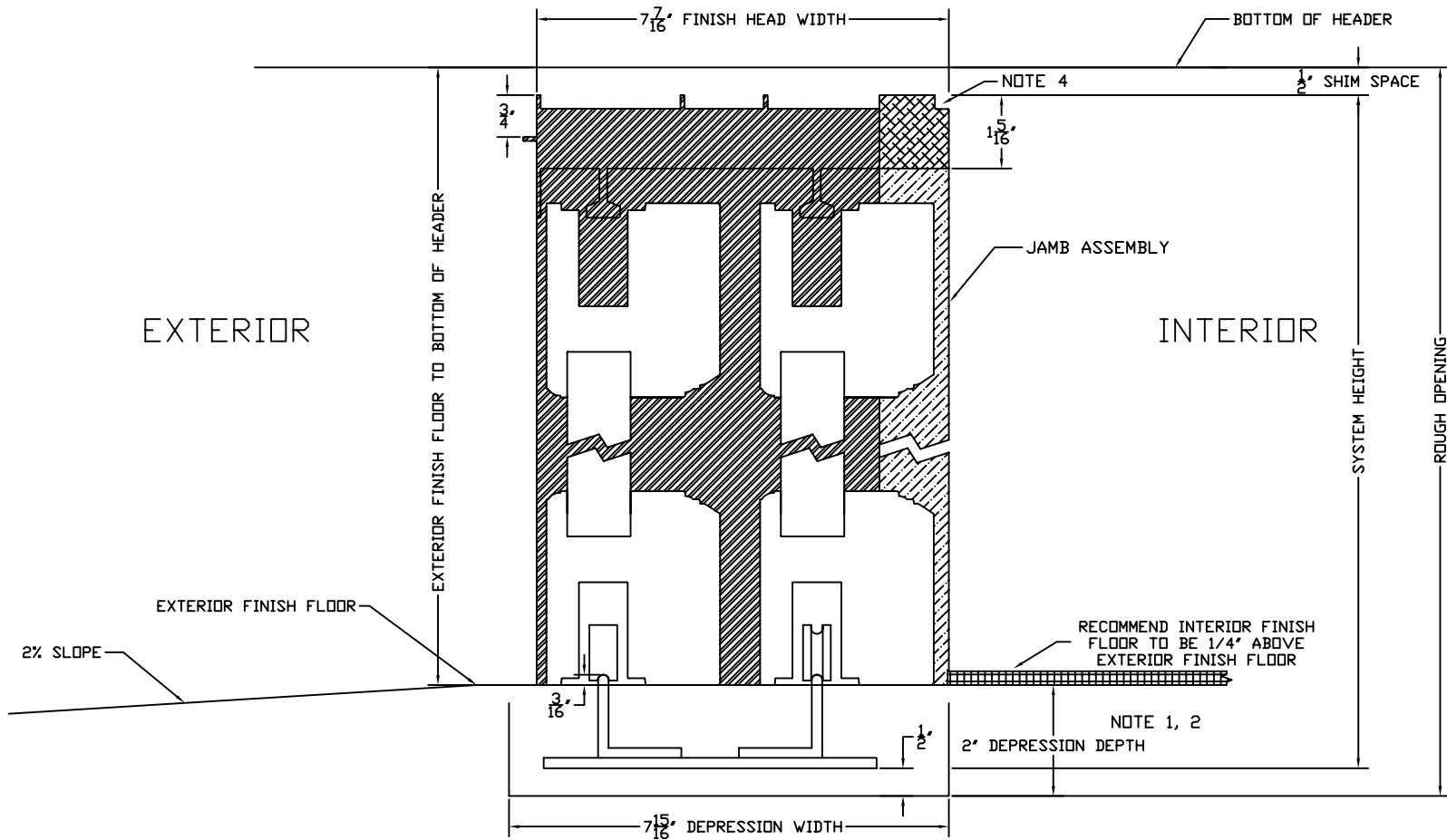






EXTERIOR ELEVATION

CUSTOMER APPROVAL BLOCK						TITLE		
<input type="checkbox"/> APPROVED <input type="checkbox"/> APPROVED AS NOTED <input type="checkbox"/> DISAPPROVED RESUBMIT						XD 1 1/2" TRACK		
						ARCHITECTURAL COLLECTION		
						DWN BY: AR	SCALE: NONE	REV.
0 10-06 APPROVED FOR CONSTRUCTION CMP				DATE: 02/13/07		DWG. NO.		
NO. DATE DESCRIPTION BY				CHK. BY: CMP		ALS-054		
SIGNED _____ DATE _____				APPD. BY: CMP		SHT. 1 OF 1		
*** All diagrams, drawings and other documents produced by Sliding Visions, Inc. are the sole property of Sliding Visions, Inc and under penalty of law, neither these documents nor the information they convey may be reproduced or transmitted to any third party without written consent.								



NOTES:

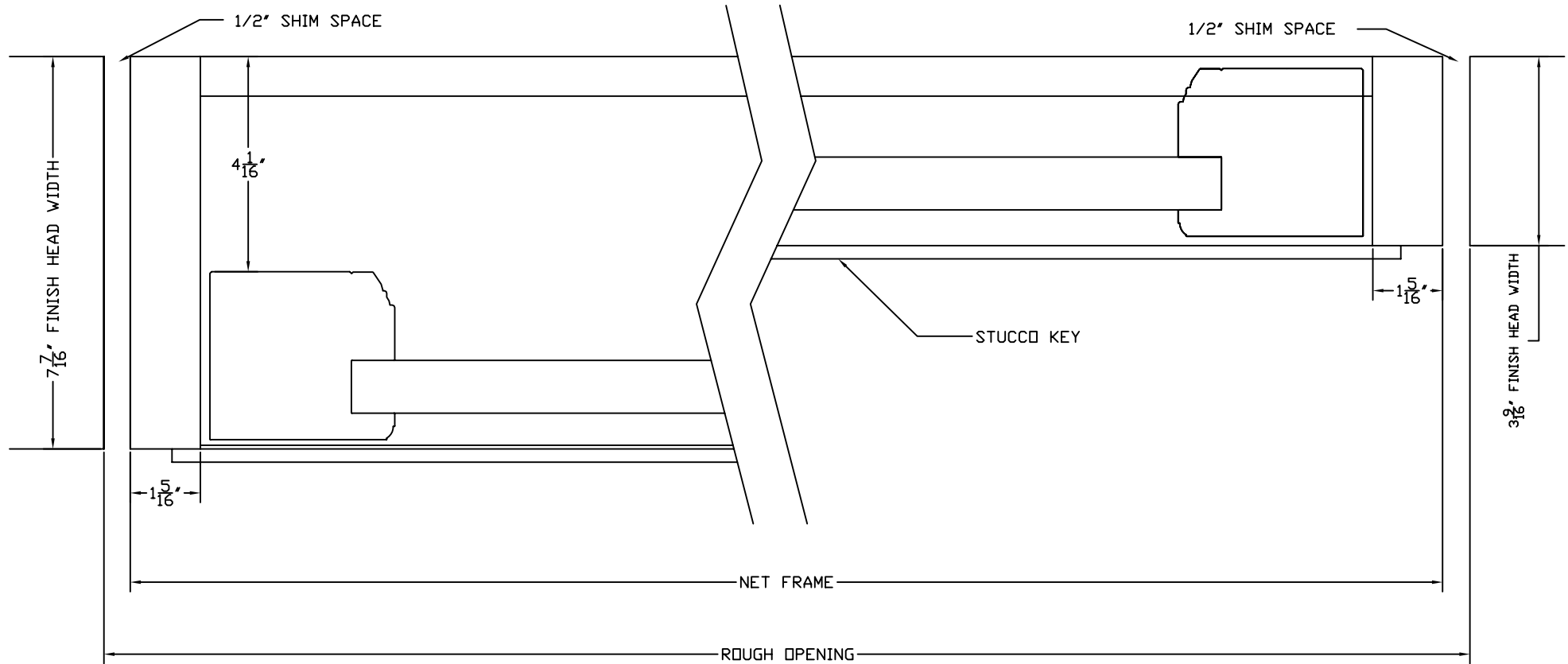
1. INCLUDES THICKNESS OF EXTERIOR FINISH FLOOR. FROM INTERIOR FINISH FLOOR ADD 1/4"
2. CUSTOMER IS REQUIRED TO DRY PACK TRACK DEPRESSION AFTER INSTALLATION BY DOOR CONTRACTOR
3. FINISH FLOOR BY OTHERS
4. DRYWALL RETURN SIZE 1/4"x1/4"
6. SEE SYSTEM ELEVATION DRAWING FOR ROUGH OPENING DIMENSIONS

	ALUMINUM		WOOD JAMB
	WOOD HEAD		INTERIOR FINISH

STANDARD DETAIL FOR INFORMATION ONLY

				SLIDING VISIONS			TITLE OX 1 1/2" TRACK		
						DWN BY: AR		SCALE: NONE	REV.
0		10-06		APPROVED FOR CONSTRUCTION		DATE: 10-16-06		DWG. NO. OVLS-D-037	
NO.		DATE		DESCRIPTION		BY		APPD. BY: CMP	
								SHT. 1 OF 1	

*** All diagrams, drawings and other documents produced by Sliding Visions, Inc. are the sole property of Sliding Visions, Inc and under penalty of law, neither these documents nor the information they convey may be reproduced or transmitted to any third party without written consent.



STANDARD DETAIL FOR
INFORMATION ONLY

NO.	DATE	DESCRIPTION	BY
0		APPROVED FOR CONSTRUCTION	

**SLIDING
VISIONS**

TITLE		
OX JAMB DETAIL		
DWN BY: AR	SCALE: NONE	REV.
DATE: 10-16-06	DWG. NO. OVLS-D-055	0
CHK. BY:	SHT. 1 OF 1	
APPD. BY:		