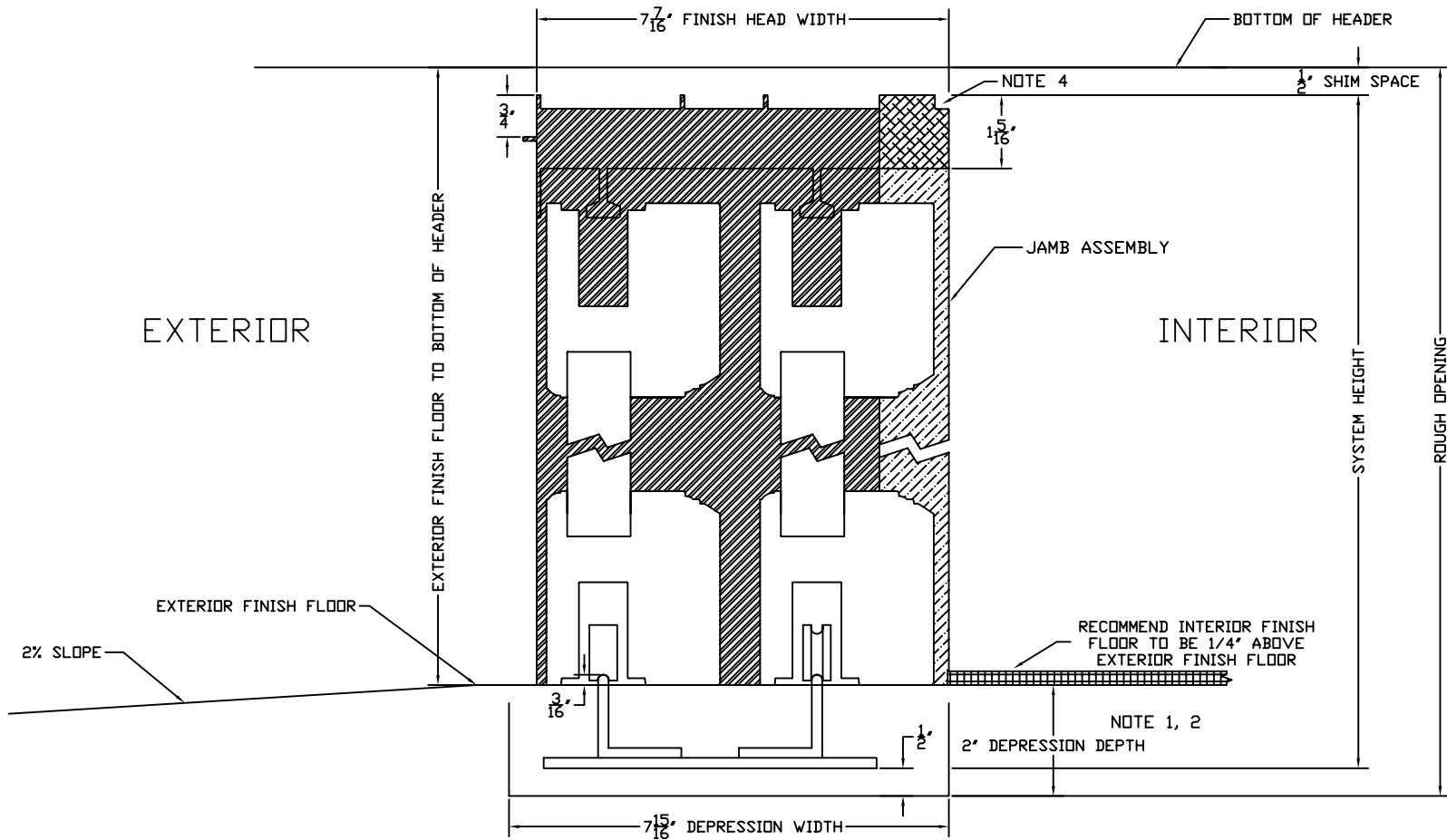






EXTERIOR ELEVATION

CUSTOMER APPROVAL BLOCK						TITLE 0XX0 1 1/2" TRACK					
<input type="checkbox"/> APPROVED <input type="checkbox"/> APPROVED AS NOTED <input type="checkbox"/> DISAPPROVED RESUBMIT						ARCHITECTURAL COLLECTION					
0		10-06				APPROVED FOR CONSTRUCTION		DWN BY: AR		SCALE: NONE	REV.
NO.		DATE				DESCRIPTION		BY		DATE: 02/13/07	DWG. NO.
SIGNED _____ DATE _____				*** All diagrams, drawings and other documents produced by Sliding Visions, Inc. are the sole property of Sliding Visions, Inc and under penalty of law, neither these documents nor the information they convey may be reproduced or transmitted to any third party without written consent.		CHK. BY: CMP		ALS-043		0	
						APPD. BY: CMP		SHT. 1 OF 1			



NOTES:

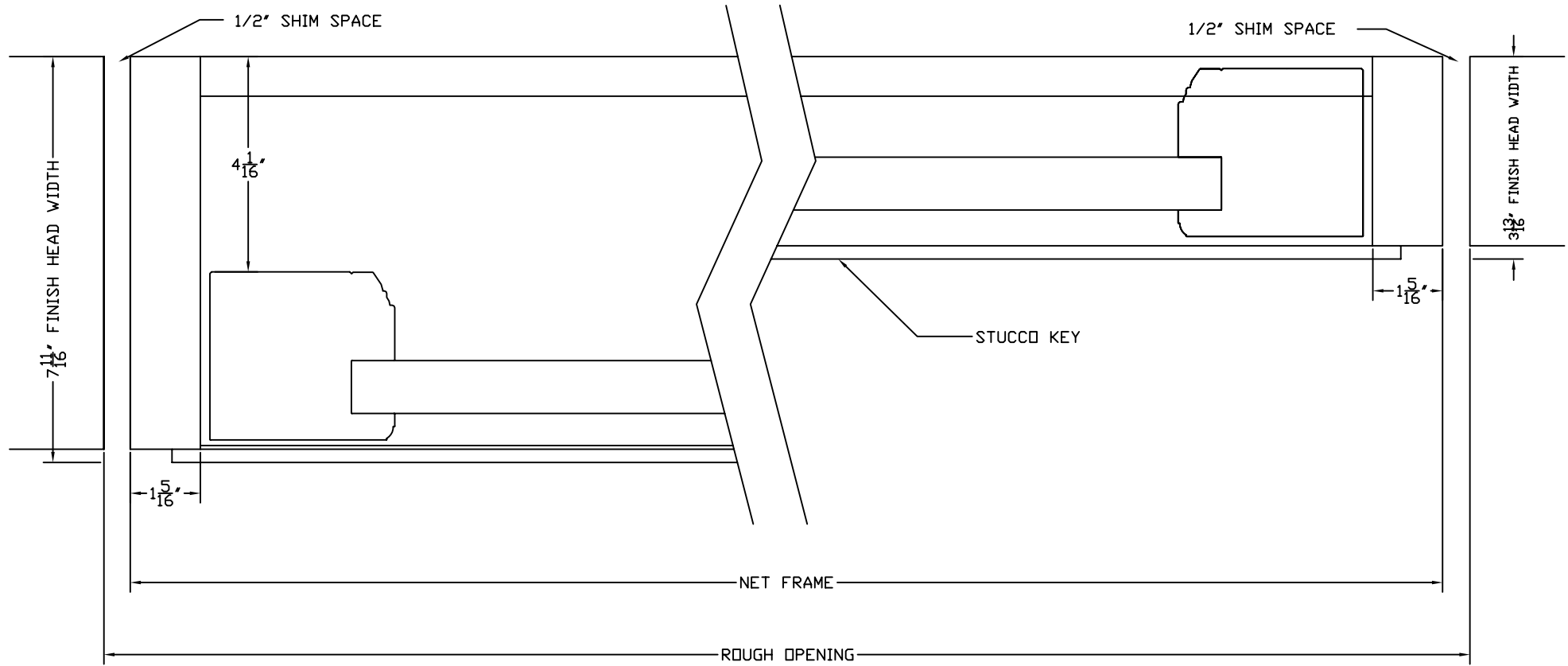
1. INCLUDES THICKNESS OF EXTERIOR FINISH FLOOR. FROM INTERIOR FINISH FLOOR ADD 1/4"
2. CUSTOMER IS REQUIRED TO DRY PACK TRACK DEPRESSION AFTER INSTALLATION BY DOOR CONTRACTOR
3. FINISH FLOOR BY OTHERS
4. DRYWALL RETURN SIZE 1/4"x1/4"
6. SEE SYSTEM ELEVATION DRAWING FOR ROUGH OPENING DIMENSIONS

	ALUMINUM		WOOD JAMB
	WOOD HEAD		INTERIOR FINISH

STANDARD DETAIL FOR INFORMATION ONLY

				SLIDING VISIONS		TITLE OX 1 1/2" TRACK				
						DWN BY: AR		SCALE: NONE		REV.
0		10-06		APPROVED FOR CONSTRUCTION		CMP		DATE: 10-16-06		DWG. NO. OVLS-D-037
NO.	DATE	DESCRIPTION			BY	CHK. BY: CMP		APPD. BY: CMP		0
						SHT. 1		OF 1		

*** All diagrams, drawings and other documents produced by Sliding Visions, Inc. are the sole property of Sliding Visions, Inc and under penalty of law, neither these documents nor the information they convey may be reproduced or transmitted to any third party without written consent.



STANDARD DETAIL FOR
INFORMATION ONLY

0		APPROVED FOR CONSTRUCTION	
NO.	DATE	DESCRIPTION	BY

**SLIDING
VISIONS**

TITLE		OX JAMB DETAIL	
DWN BY: AR	SCALE: NONE	REV.	
DATE: 10-16-06	DWG. NO.	0	
CHK. BY:	OVLS-D-055		
APPD. BY:	SHT. 1	OF 1	