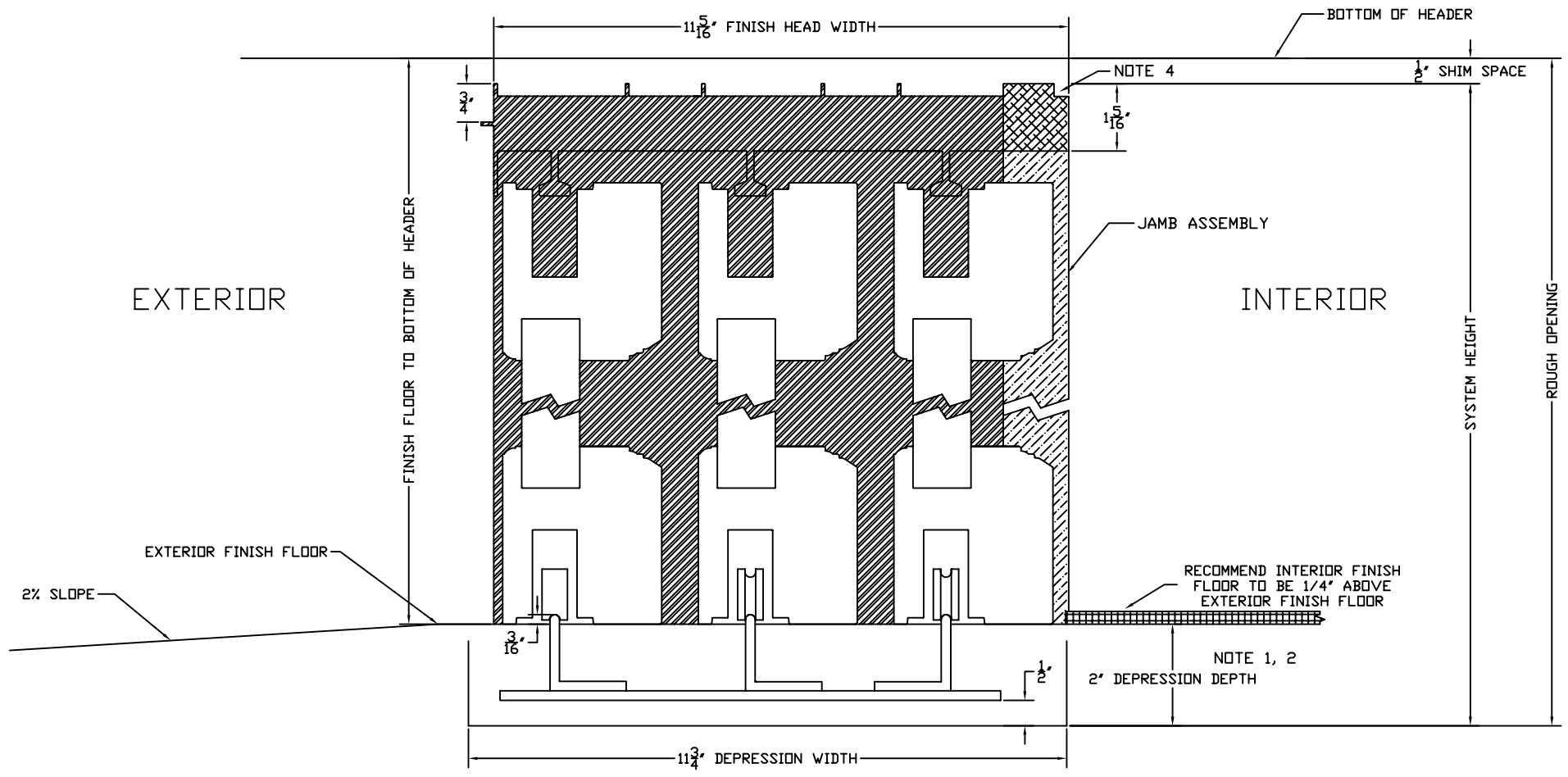






EXTERIOR ELEVATION

CUSTOMER APPROVAL BLOCK						TITLE		□XX 1 1/2" TRACK	
<input type="checkbox"/> APPROVED <input type="checkbox"/> APPROVED AS NOTED <input type="checkbox"/> DISAPPROVED RESUBMIT						ARCHITECTURAL COLLECTION		REV.	
						DWN BY: AR		SCALE: NONE	
						DATE: 02/13/07		DWG. NO.	
SIGNED _____ DATE _____				NO. DATE DESCRIPTION BY		APPD. BY: CMP		SHT. 1 OF 1	
				0 10-06 APPROVED FOR CONSTRUCTION CMP				0	
*** All diagrams, drawings and other documents produced by Sliding Visions, Inc. are the sole property of Sliding Visions, Inc and under penalty of law, neither these documents nor the information they convey may be reproduced or transmitted to any third party without written consent.									



NOTES:

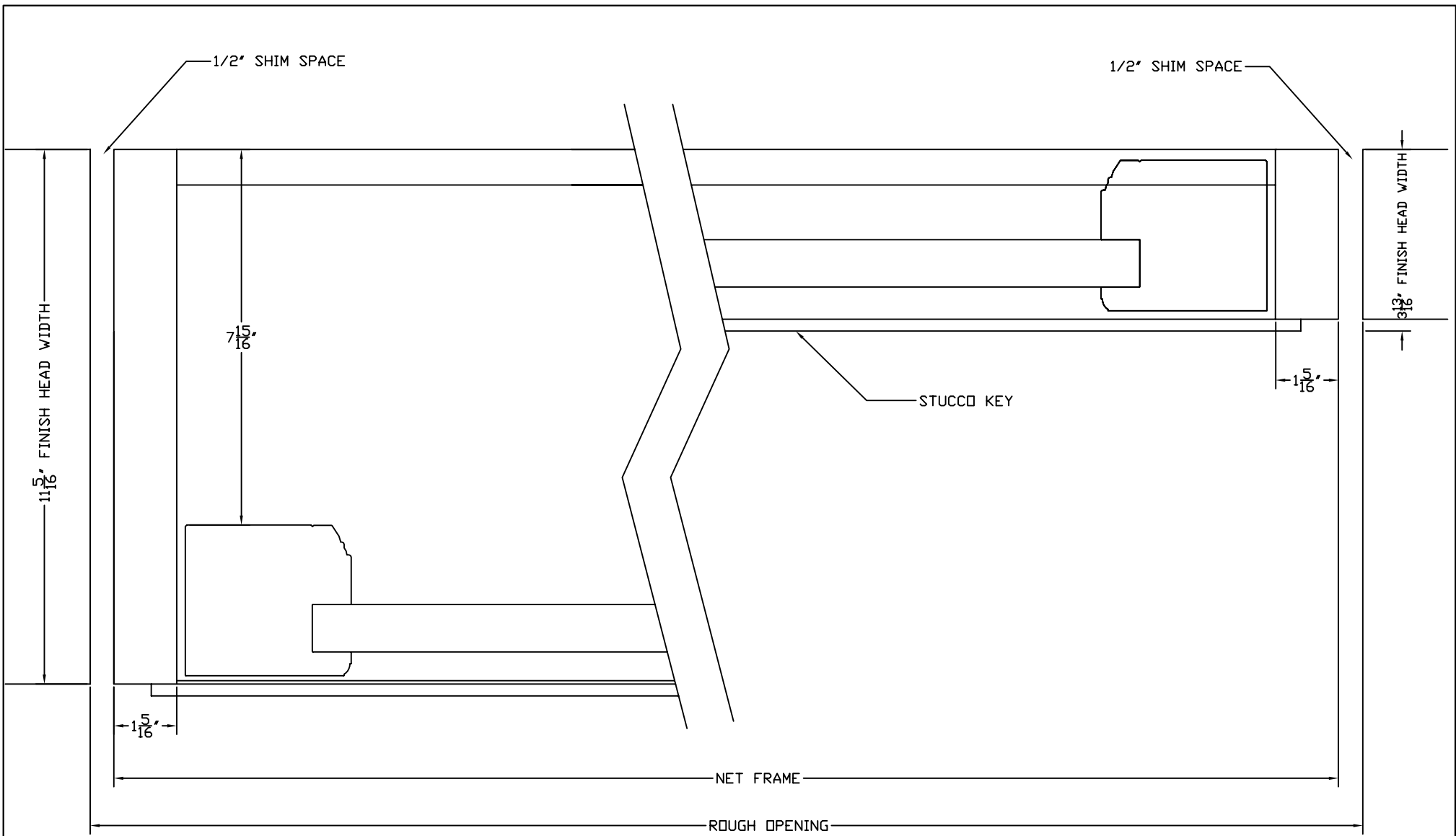
1. INCLUDES THICKNESS OF EXTERIOR FINISH FLOOR. FROM INTERIOR FINISH FLOOR ADD 1/4"
2. CUSTOMER IS REQUIRED TO DRY PACK TRACK DEPRESSION AFTER INSTALLATION BY DOOR CONTRACTOR
3. FINISH FLOOR BY OTHERS
4. DRYWALL RETURN SIZE 1/4"X1/4"
6. SEE SYSTEM ELEVATION DRAWING FOR ROUGH OPENING DIMENSIONS

	ALUMINUM		WOOD JAMB
	WOOD HEAD		INTERIOR FINISH

STANDARD DETAIL FOR INFORMATION ONLY

				SLIDING VISIONS	TITLE □XX 1 1/2" TRACK			
0		10-06	APPROVED FOR CONSTRUCTION		CMP	DWN BY: AR	SCALE: NONE	REV.
NO.		DATE	DESCRIPTION		BY	DATE: 10-16-06	DWG. NO. OVLS-01-038	
						CHK. BY: CMP	SHT. 1 OF 1	
						APPD. BY: CMP		

*** All diagrams, drawings and other documents produced by Sliding Visions, Inc. are the sole property of Sliding Visions, Inc and under penalty of law, neither these documents nor the information they convey may be reproduced or transmitted to any third party without written consent.



STANDARD DETAIL FOR
INFORMATION ONLY

0		APPROVED FOR CONSTRUCTION	
NO.	DATE	DESCRIPTION	BY

**SLIDING
VISIONS**

TITLE		
OXX JAMB DETAIL		
DWN BY: AR	SCALE: NONE	REV.
DATE: 10-16-06	DWG. NO.	0
CHK. BY:	OVLs-D-056	
APPD. BY:	SHT. 1	OF 1