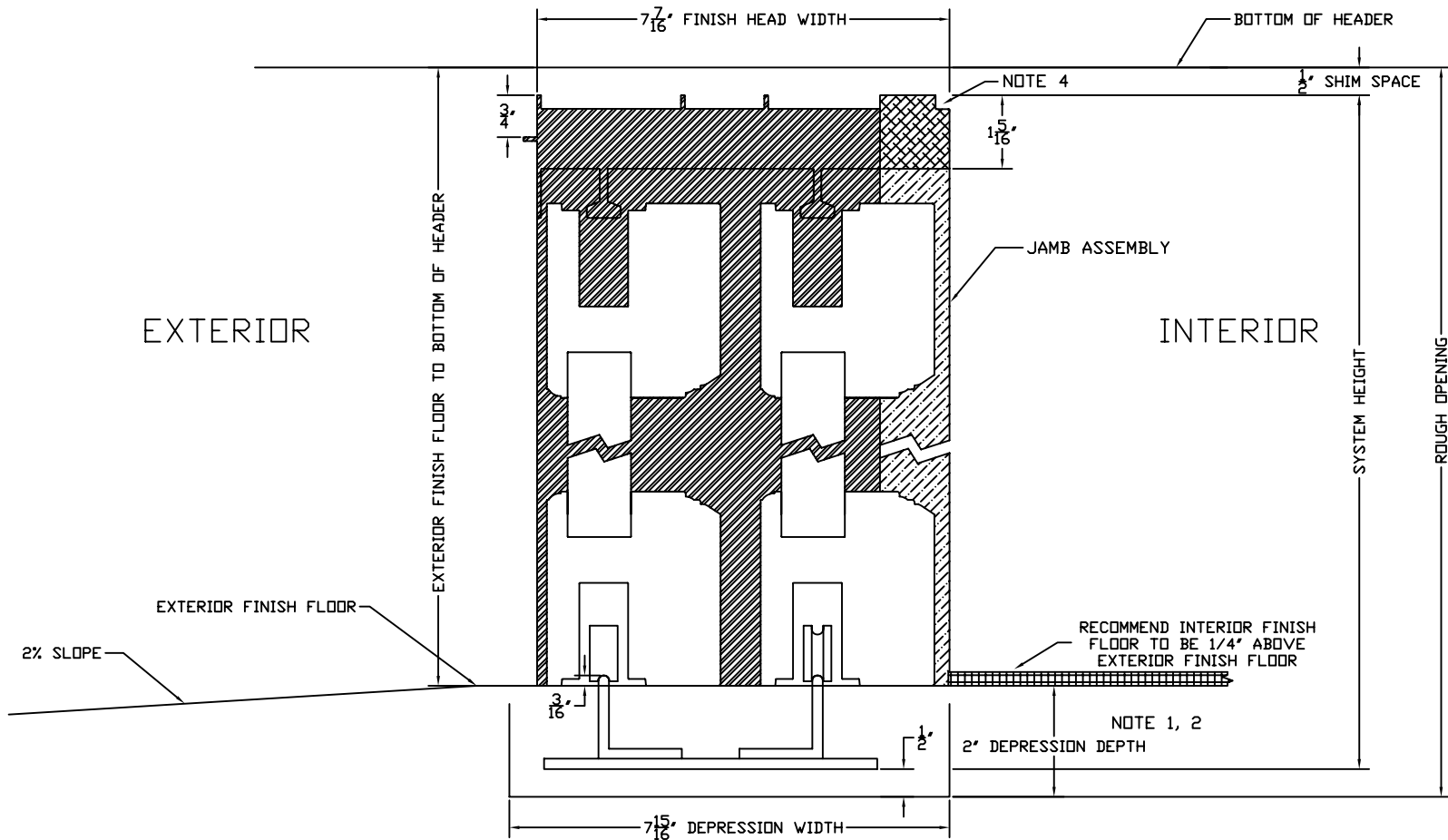






EXTERIOR ELEVATION

CUSTOMER APPROVAL BLOCK						TITLE OX 1 1/2" TRACK			
<input type="checkbox"/> APPROVED <input type="checkbox"/> APPROVED AS NOTED <input type="checkbox"/> DISAPPROVED RESUBMIT						ARCHITECTURAL COLLECTION			
						DWN BY: AR		SCALE: NONE	REV. 0
						DATE: 02/13/07		DWG. NO. ALS-074	
NO. DATE		DESCRIPTION		BY	CHK. BY: CMP		SHT. 1 OF 1		
0 10-06		APPROVED FOR CONSTRUCTION		CMP	APPD. BY: CMP				
SIGNED _____ DATE _____				*** All diagrams, drawings and other documents produced by Sliding Visions, Inc. are the sole property of Sliding Visions, Inc and under penalty of law, neither these documents nor the information they convey may be reproduced or transmitted to any third party without written consent.					



NOTES:

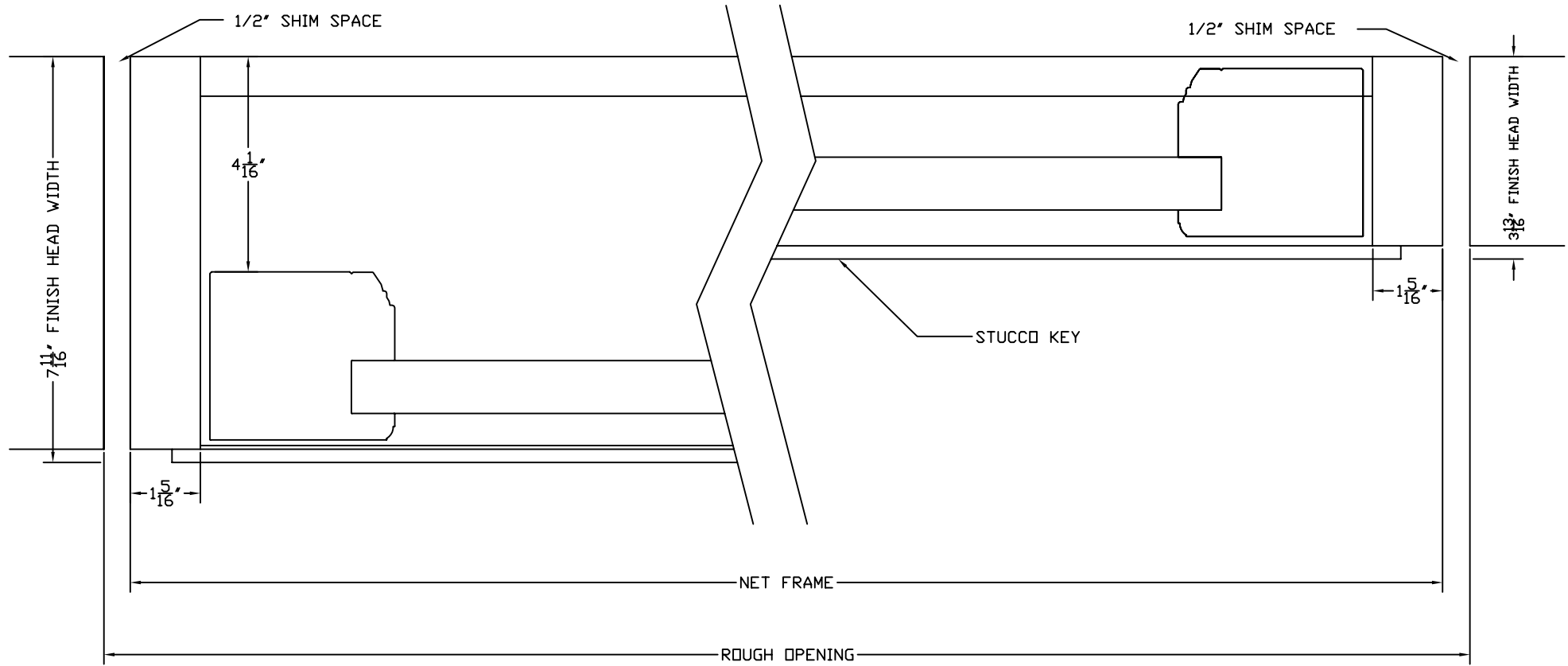
1. INCLUDES THICKNESS OF EXTERIOR FINISH FLOOR. FROM INTERIOR FINISH FLOOR ADD 1/4"
2. CUSTOMER IS REQUIRED TO DRY PACK TRACK DEPRESSION AFTER INSTALLATION BY DOOR CONTRACTOR
3. FINISH FLOOR BY OTHERS
4. DRYWALL RETURN SIZE 1/4"x1/4"
6. SEE SYSTEM ELEVATION DRAWING FOR ROUGH OPENING DIMENSIONS

	ALUMINUM		WOOD JAMB
	WOOD HEAD		INTERIOR FINISH

STANDARD DETAIL FOR INFORMATION ONLY

				SLIDING VISIONS		TITLE OX 1 1/2" TRACK		
						DWN BY: AR	SCALE: NONE	REV.
						DATE: 10-16-06	DWG. NO. OVLS-D-037	
						CHK. BY: CMP	SHT. 1 OF 1	
NO.	DATE	DESCRIPTION	BY			APPD. BY: CMP		

*** All diagrams, drawings and other documents produced by Sliding Visions, Inc. are the sole property of Sliding Visions, Inc and under penalty of law, neither these documents nor the information they convey may be reproduced or transmitted to any third party without written consent.



STANDARD DETAIL FOR
INFORMATION ONLY

NO.	DATE	DESCRIPTION	BY
0		APPROVED FOR CONSTRUCTION	

**SLIDING
VISIONS**

TITLE		
OX JAMB DETAIL		
DWN BY: AR	SCALE: NONE	REV.
DATE: 10-16-06	DWG. NO. OVLS-D-055	0
CHK. BY:	SHT. 1 OF 1	
APPD. BY:		