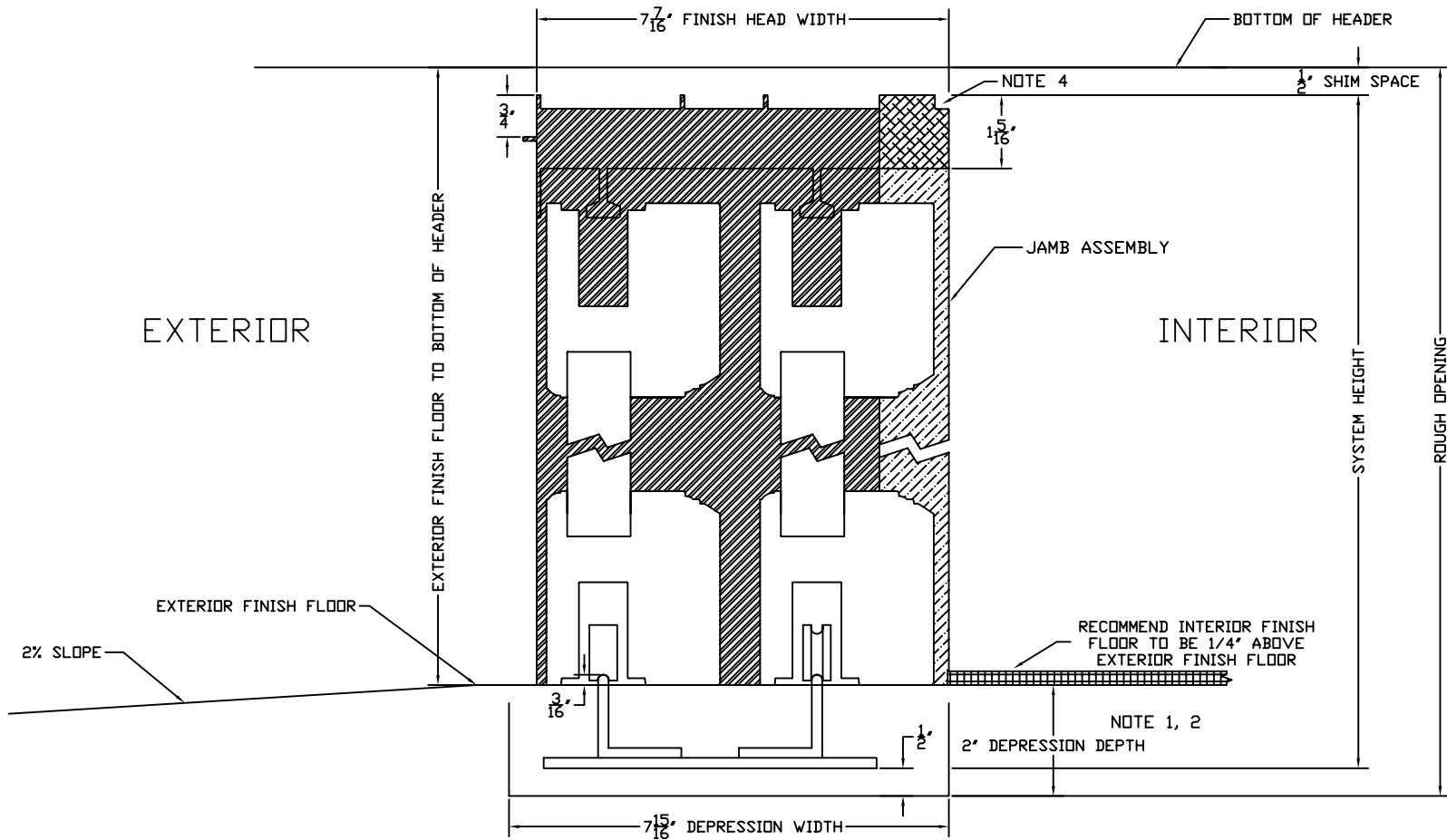






EXTERIOR ELEVATION

CUSTOMER APPROVAL BLOCK				TITLE		OX 1 1/2" TRACK		
<input type="checkbox"/> APPROVED <input type="checkbox"/> APPROVED AS NOTED <input type="checkbox"/> DISAPPROVED RESUBMIT						ARCHITECTURAL COLLECTION		
						DWN BY: AR	SCALE: NONE	REV.
						DATE: 02/13/07	DWG. NO.	0
NO.	DATE	DESCRIPTION	BY	CHK. BY: CMP	SHT. 1	OF 1		
	0	10-06	APPROVED FOR CONSTRUCTION	CMP	APPD. BY: CMP			
SIGNED _____ DATE _____				*** All diagrams, drawings and other documents produced by Sliding Visions, Inc. are the sole property of Sliding Visions, Inc and under penalty of law, neither these documents nor the information they convey may be reproduced or transmitted to any third party without written consent.				



**NOTES:**

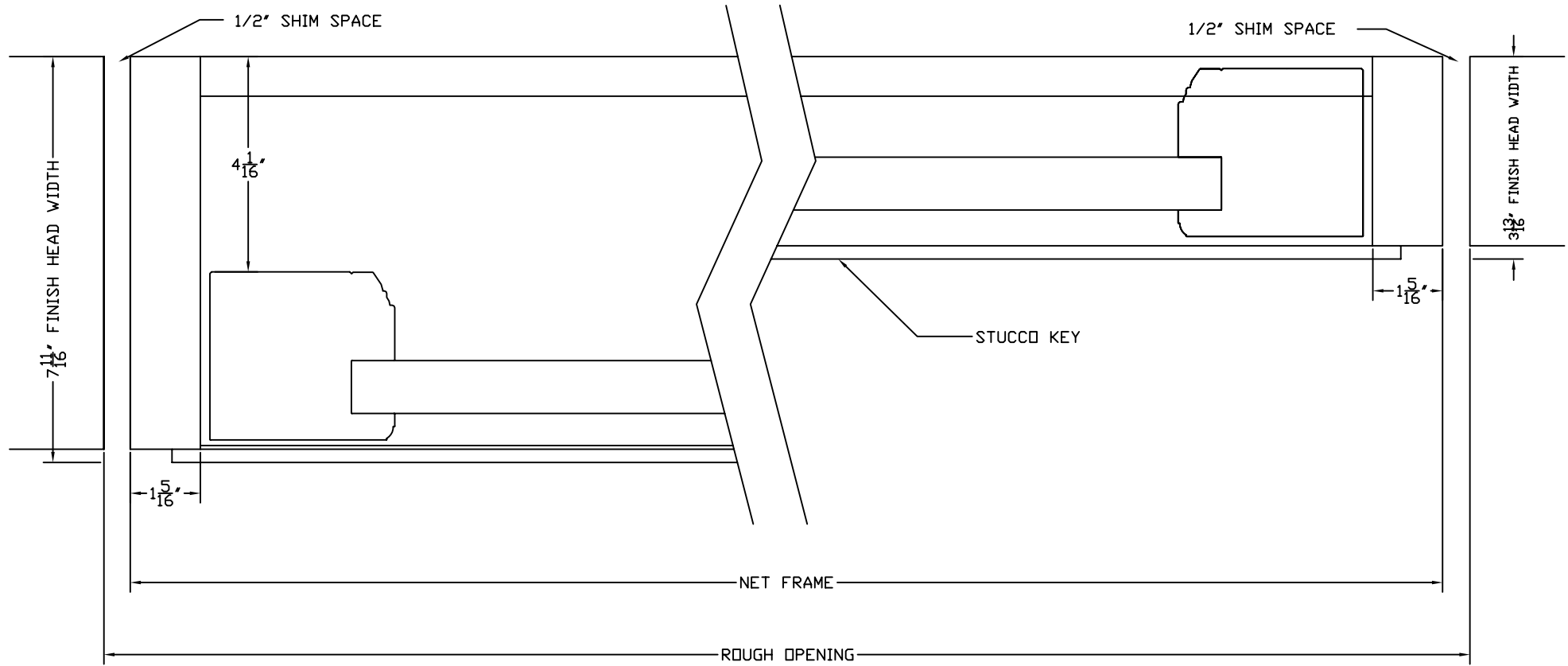
1. INCLUDES THICKNESS OF EXTERIOR FINISH FLOOR. FROM INTERIOR FINISH FLOOR ADD 1/4"
2. CUSTOMER IS REQUIRED TO DRY PACK TRACK DEPRESSION AFTER INSTALLATION BY DOOR CONTRACTOR
3. FINISH FLOOR BY OTHERS
4. DRYWALL RETURN SIZE 1/4"x1/4"
6. SEE SYSTEM ELEVATION DRAWING FOR ROUGH OPENING DIMENSIONS

	ALUMINUM		WOOD JAMB
	WOOD HEAD		INTERIOR FINISH

STANDARD DETAIL FOR INFORMATION ONLY

				<b>SLIDING VISIONS</b>		TITLE <b>OX 1 1/2" TRACK</b>				
						DWN BY: AR		SCALE: NONE		REV.
0		10-06		APPROVED FOR CONSTRUCTION		CMP		DATE: 10-16-06		DWG. NO. <b>OVLS-D-037</b>
NO.	DATE	DESCRIPTION			BY	CHK. BY: CMP		APPD. BY: CMP		0
						SHT. 1		OF 1		

\*\*\* All diagrams, drawings and other documents produced by Sliding Visions, Inc. are the sole property of Sliding Visions, Inc and under penalty of law, neither these documents nor the information they convey may be reproduced or transmitted to any third party without written consent.



STANDARD DETAIL FOR  
INFORMATION ONLY

NO.	DATE	DESCRIPTION	BY
0		APPROVED FOR CONSTRUCTION	

**SLIDING  
VISIONS**

TITLE		REV.
OX JAMB DETAIL		
DWN BY: AR	SCALE: NONE	
DATE: 10-16-06	DWG. NO.	
CHK. BY:	OVLS-D-055	
APPD. BY:	SHT. 1 OF 1	