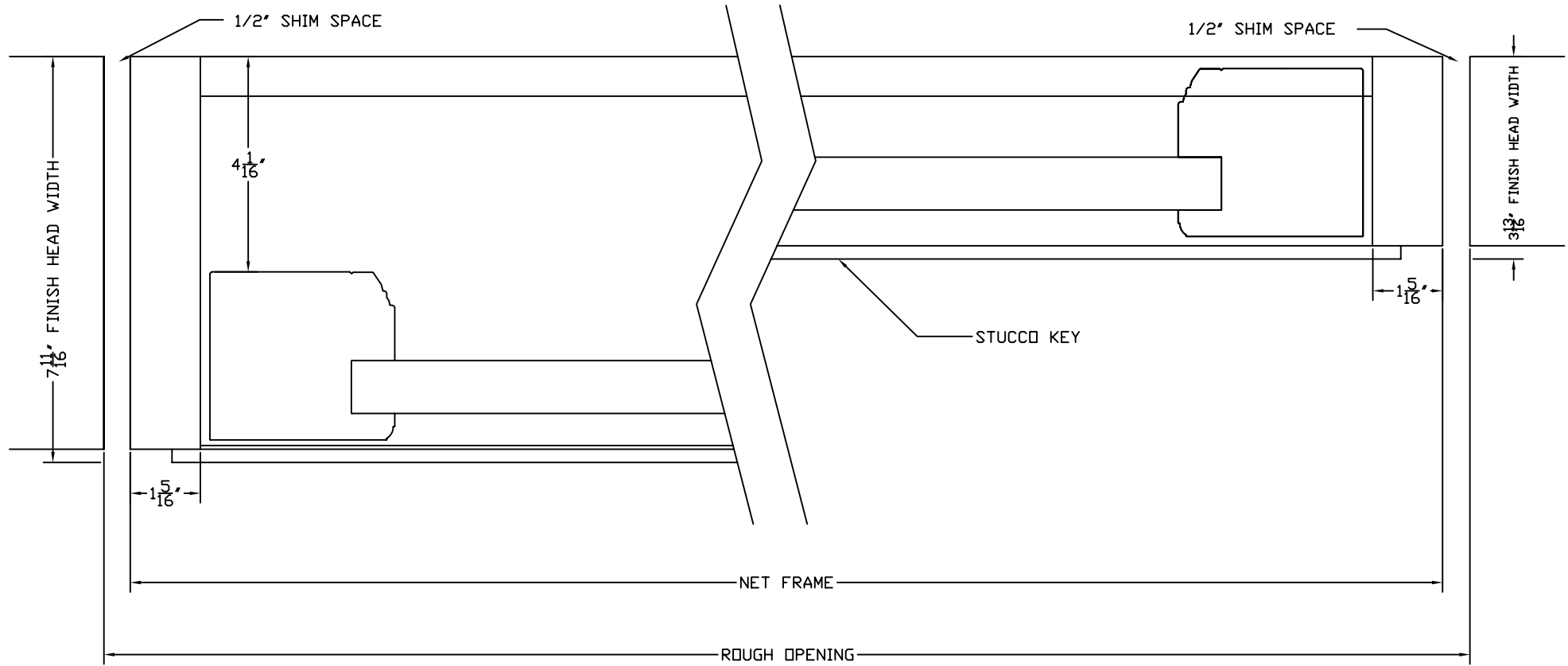


EXTERIOR ELEVATION

CUSTOMER APPROVAL BLOCK				TITLE		OX 1 1/2" TRACK	
<input type="checkbox"/> APPROVED <input type="checkbox"/> APPROVED AS NOTED <input type="checkbox"/> DISAPPROVED RESUBMIT						ARCHITECTURAL COLLECTION	
						DWN BY: AR	SCALE: NONE
SIGNED _____ DATE _____				0	10-06	APPROVED FOR CONSTRUCTION	CMP
				NO.	DATE	DESCRIPTION	BY
				*** All diagrams, drawings and other documents produced by Sliding Visions, Inc. are the sole property of Sliding Visions, Inc and under penalty of law, neither these documents nor the information they convey may be reproduced or transmitted to any third party without written consent.			
				CHK. BY: CMP	DATE: 02/13/07	DWG. NO. ALS-032	0
				APPD. BY: CMP	SHT. 1	OF 1	

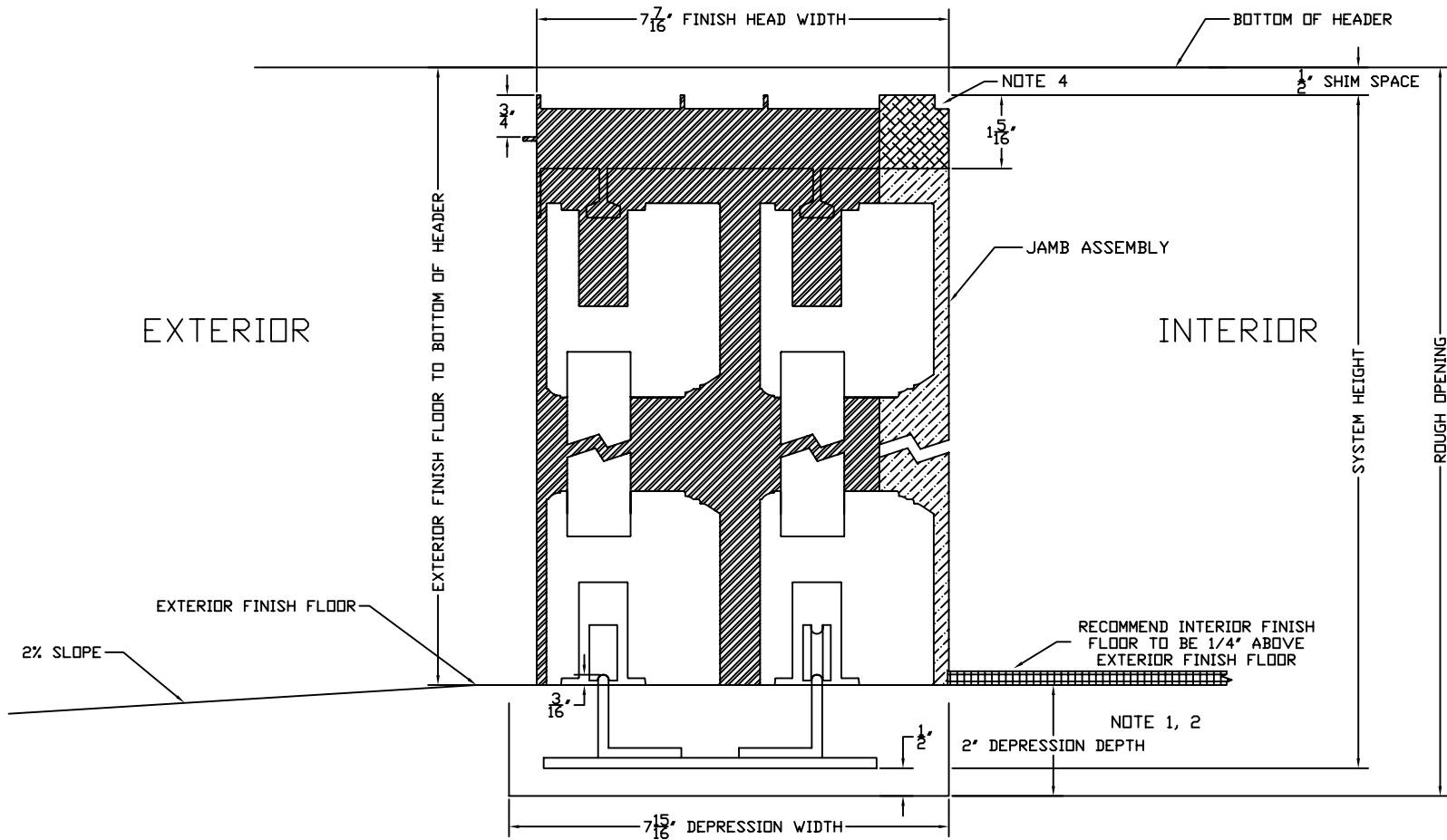


STANDARD DETAIL FOR  
INFORMATION ONLY

0		APPROVED FOR CONSTRUCTION	
NO.	DATE	DESCRIPTION	BY





**SLIDING  
VISIONS**

TITLE		OX JAMB DETAIL	
DWN BY: AR	SCALE: NONE	REV.	
DATE: 10-16-06	DWG. NO.	0	
CHK. BY:	OVLS-D-055		
APPD. BY:	SHT. 1	OF 1	



**NOTES:**

1. INCLUDES THICKNESS OF EXTERIOR FINISH FLOOR. FROM INTERIOR FINISH FLOOR ADD 1/4"
2. CUSTOMER IS REQUIRED TO DRY PACK TRACK DEPRESSION AFTER INSTALLATION BY DOOR CONTRACTOR
3. FINISH FLOOR BY OTHERS
4. DRYWALL RETURN SIZE 1/4"x1/4"
6. SEE SYSTEM ELEVATION DRAWING FOR ROUGH OPENING DIMENSIONS

	ALUMINUM		WOOD JAMB
	WOOD HEAD		INTERIOR FINISH

STANDARD DETAIL FOR INFORMATION ONLY

				<b>SLIDING VISIONS</b>		TITLE <b>OX 1 1/2" TRACK</b>		
						DWN BY: AR	SCALE: NONE	REV.
						DATE: 10-16-06	DWG. NO. <b>OVLS-D-037</b>	0
						CHK. BY: CMP		
						APPD. BY: CMP	SHT. 1 OF 1	

\*\*\* All diagrams, drawings and other documents produced by Sliding Visions, Inc. are the sole property of Sliding Visions, Inc and under penalty of law, neither these documents nor the information they convey may be reproduced or transmitted to any third party without written consent.